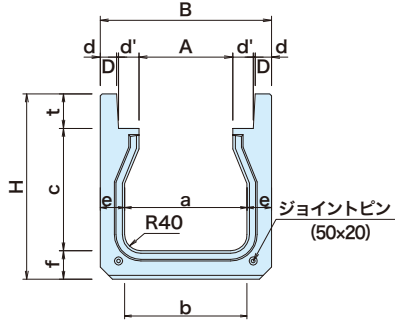




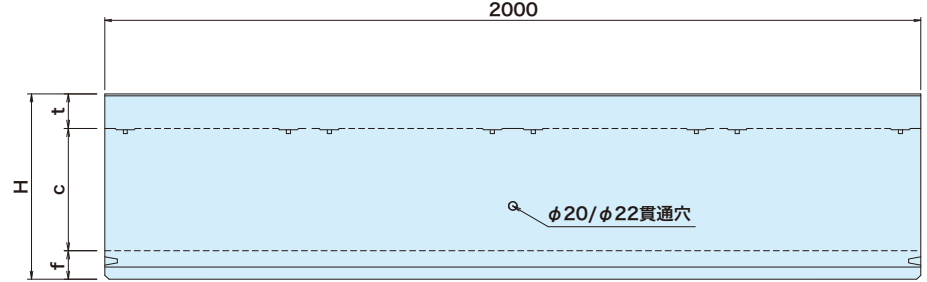
ニューOTU側溝 (大分県型)

本体

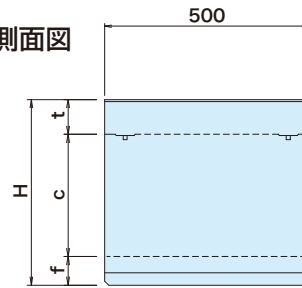
●断面図



●側面図



●側面図



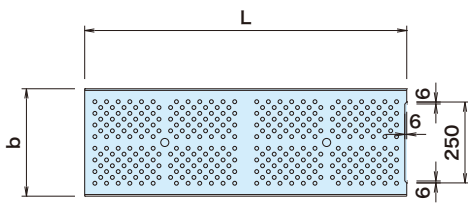
寸法表

項目 呼び名	寸法 (mm)												参考重量 (kg) L=2000当り	参考重量 (kg) L=500当り
	a	A	B	b	c	d	D	d'	e	f	t	H		
I型 300C	300	230	420	280	500	40	5	50	70	60	85	645	480	***
II型	250A	250	180	370	250	250			60	65	70	385	308	77
	300A	300	230	420	300	300		50	70	85	455	370	93	
	300B	300	230	420	290	400	40	5	65	70	85	555	433	108
	400A	400	330	530	390	500			70	80	100	580	523	130
	400B	400	330	530	380	500			75	80	100	680	595	148

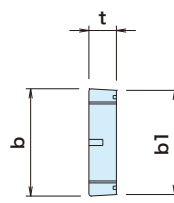
※ I型…歩道用
II型…車道用 (T-25 対応)

蓋

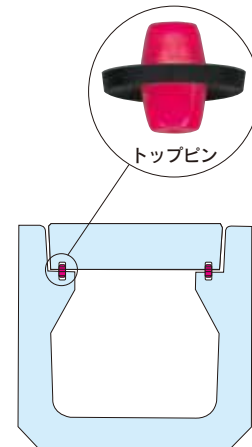
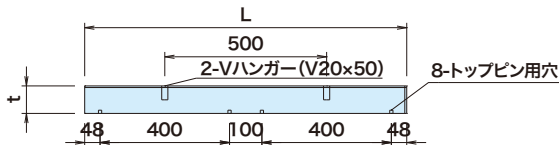
●平面図



●断面図



●側面図

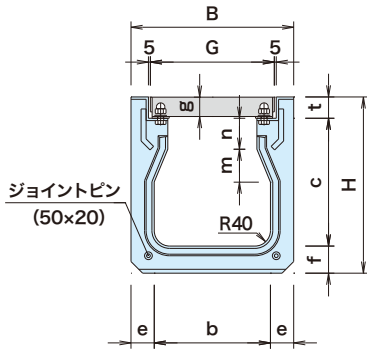


寸法表

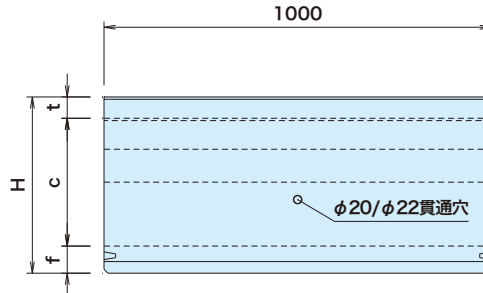
呼び名	寸法 (mm)			参考重量 (kg)	
	b	b1	t	L=995	L=495
250	282	272	70	45	22
300	332	322	85	65	32
400	442	432	100	102	50

横断用

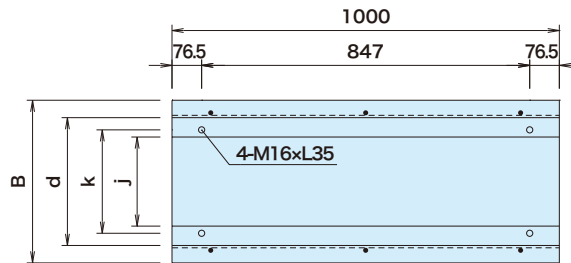
●断面図



●側面図



●平面図



寸法表

呼び名	寸法 (mm)														参考重量 (kg)
	H	B	b	c	e	f	G	g	t	m	n	j	k	d	
250G	385	370	250	265	60	65	270	50	55	65	65	180	217	280	166
300G	455	420	300	330	60	70	320	50	55	85	80	230	267	330	202
400G	580	530	390	435	70	80	420	60	65	85	90	330	367	430	281